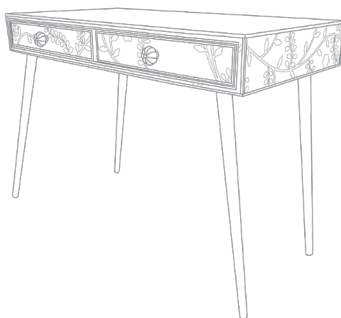


OLIVER BONAS

LOHKO BONE INLAY DESK



We hope you love your purchase, however if you aren't completely happy please retain your packaging to ensure its safe return

BONE INLAY in WATER BASED RESIN on MDF

Each piece has been individually handcrafted to create a unique piece of furniture. Variations may occur. The bone is a by-product of the meat industry. The bone sits in water based resin both having inherent characteristic making each desk beautifully unique.

MANGO WOOD

Mango wood is a hardwood timber and coarse in texture. Its colour can vary from light to dark brown. These variation add charm making each piece unique.

METAL LEGS

Steel metal legs with electroplated finish. Fitted with levellers for perfect stability.

CARING FOR YOUR FURNITURE

To help maintain the natural beauty and performance of your piece of furniture do not position in front of radiators, avoid direct heat, direct sunlight, moist environments and outdoor use.

Any spills should be removed immediately. Never let them dry out on the surface. We recommend to always use a protective mat or coaster.

Take care when moving the furniture.

Do not drag furniture as it may cause damage to the joints.

Wipe with a damp cloth followed by a soft dry cloth.

Do NOT use abrasive cleaners or furniture polish as this may cause discolouration.

Not suitable for children or outdoor use.

Domestic use only.

Retain this information for future reference

OLIVER BONAS

LOHKO BONE INLAY DESK

HARDWARE



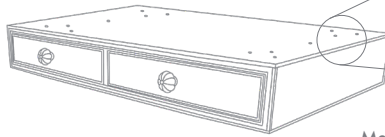
x1



x12

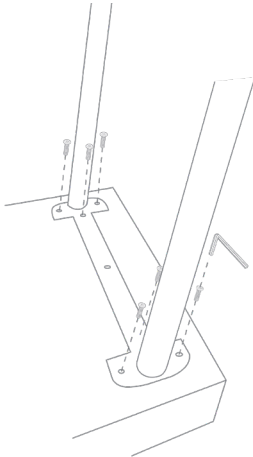
INSTRUCTIONS

1



Make sure the legs number 1 or 2 matches the numbers on the base of desk


2



Take care tightening screws and accidentally scratching the metal electroplated legs.

Loosely fit all screws. Once all in place, then fully tighten. Take care not to over tighten and check fittings as they may come loose over time. Keep your allen key in a safe place for future use.

3



Once legs are in place, take care turning the desk over.

Two people need to turn the desk over to avoid accidentally scratching and damaging the legs or desk. Hold drawer fronts when turning in case they slide out when turning.